


respons[®]A1c

One step HbA1c analyzer



Precise. Easy. Fast.

The most convenient way of reliable HbA1c determination.

DiaSys

Diagnostic Systems
CHOOSING QUALITY.


respons[®]A1c analyzer

respons[®]A1c uses pre-calibrated unit-dose cartridges based on boronate affinity chromatography for quantitative determination of HbA1c. With a sample volume of just 3.5 µL capillary blood or anticoagulated venous whole blood, the NGSP and IFCC traceable HbA1c results together with the estimated average glucose (eAG) are available after only 4 minutes and 30 seconds.

System features

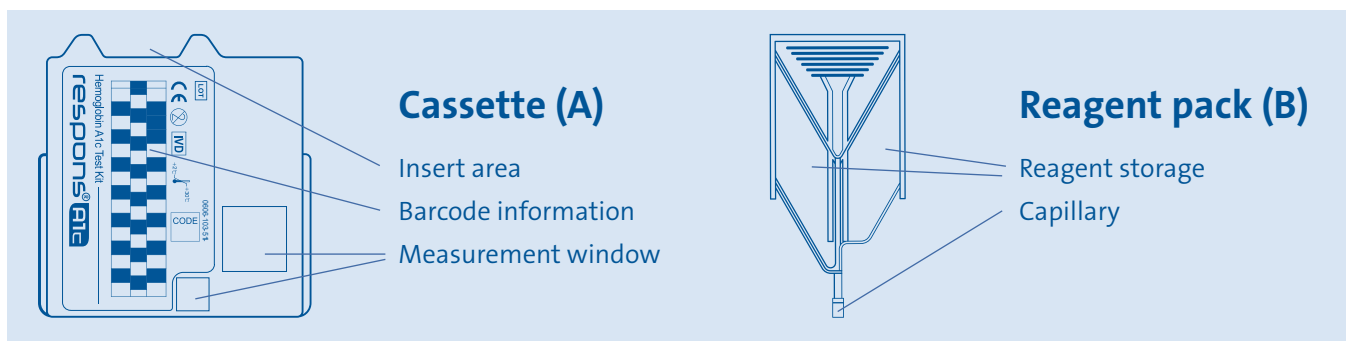
Analyzer

- Maintenance free - no contact of liquid with the analyzer
- Colored touch screen
- Voice and video guided test instructions
- Built-in thermal printer
- Ethernet connection
- Optional: Connection of barcode reader for barcoded samples



Cartridge

respons[®]A1c Hemoglobin A1c cartridge consists of a cassette (A) and a reagent pack (B). Cassette (A) is inserted into the analyzer and its barcode is read automatically. The whole blood sample is taken with the integrated capillary of the reagent pack (B). When the reagent pack is inserted into the cassette, the reagents are automatically released from their compartments.



Cartridge features

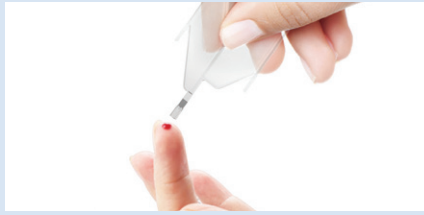
- All in one test
- Barcoded cassettes
 - Pre-calibrated
 - Automatic recognition of insertion
 - No use of expired reagents
- Cassette and reagent pack combined in one aluminum pouch
 - Storage at 2-30°C
 - Shelf life of up to 18 months
 - 3.5 µL capillary integrated in reagent pack



Test procedure



Insert cassette into the cassette holder of the analyzer.

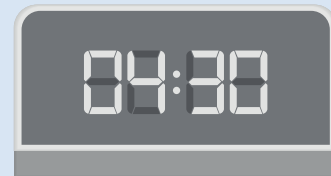


Collect 3.5 μ L of sample with integrated capillary of reagent pack.



Insert reagent pack with collected sample and close the lid.

Time to result



Performance data

Precision

Within-run

Each sample was measured 20 times on two analyzers with three different lots. SD and CV are calculated across all analyzers and lots (120 values).

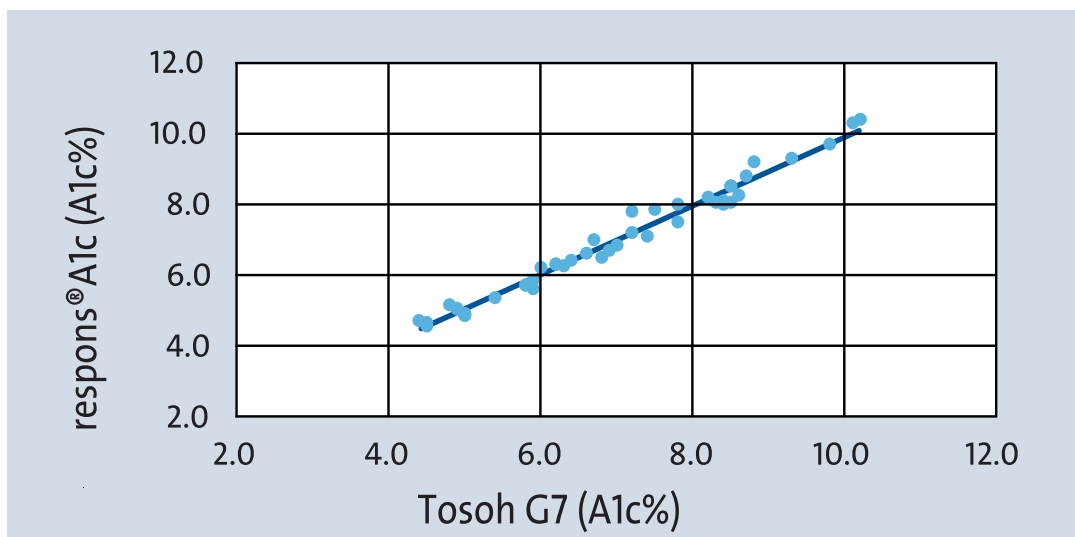
Within laboratory

Each sample was measured one time per day for 20 days on two analyzers with three different lots. SD and CV are calculated across all analyzers and lots (120 values).

	Normal	Abnormal
Mean [% DCCT]	5.5	8.9
SD [% DCCT]	0.1	0.2
CV [%]	2.4	1.9

	Normal	Abnormal
Mean [% DCCT]	5.4	9.0
SD [% DCCT]	0.1	0.2
CV [%]	2.6	1.9

Method comparison



n= 40, r= 0.978
y=0.9769x + 0.1592%

Technical Specifications

Cartridge


Test method	Boronate affinity chromatography
Cartridge	Pre-calibrated unit dose system
Sample type	Capillary whole blood Venous whole blood with EDTA or Heparin as anticoagulant
Sample volume	3.5 µL
Hematocrit range	25 – 60%
Measuring range	4.0 – 15.0% DCCT (9 – 140 mmol/mol IFCC)
Test time	4 minutes 30 seconds
Shelf life	18 months from date of production
Storage condition	2 – 30°C
Kit size	10 tests individually packed in aluminum pouch

Analyzer

User interface	4.3" colored touch screen, voice guidance during test
Test memory	400 results
Printer	Integrated thermal printer
Operating conditions	17-37°C; 15-75% RH
Storage conditions	10 – 60°C; 15 – 75% RH
Connectivity	1 x USB-A, 1 x USB-B, 1 x Ethernet
Weight	1.6 kg
Dimension	205 (W) x 200 (L) x 150 (H) mm
Power supply	100/240VAC 12VDC, 3.33A

Order information

963100	respons®A1c analyzer
963207	respons®A1c Hemoglobin A1c Test Kit, 10 tests



DiaSys
Diagnostic Systems GmbH
Alte Strasse 9
65558 Holzheim
Germany

Phone: +49(0)64 32/91 46-0
Fax: +49(0)64 32/91 46-32
E-Mail: info@diasys.de
www.diasys-diagnostics.com

CHOOSING QUALITY.